

NILA PROJECTS LLP

BALANCE SHEET AS AT 31ST MARCH, 2019

Particulars	Note	Amount in (Rs)	
		As at 31st March, 2019	As at 31st March, 2018
CONTRIBUTION AND LIABILITIES			
Partners' Funds			
Partners Capital	1	248,168,518	221,579,034
Reserves and Surplus	2	(665,487)	(36,091)
		247,503,031	221,542,943
Non-Current Liabilities			
Long-term Borrowings	3	7,500,000	24,467,567
		7,500,000	24,467,567
Current Liabilities			
Short-term Borrowings			
Other Current Liabilities	4	69,390	65,569
		69,390	65,569
TOTAL		255,072,421	246,076,079
ASSETS			
Non-Current Assets			
Investments	5	55,165	55,000
Long-term Loans and Advances	6	254,969,954	245,214,770
		255,025,119	245,269,770
Current Assets			
Cash and Bank Balances	7	47,302	806,309
		47,302	806,309
TOTAL		255,072,421	246,076,079

For, O.P.Bhandari & Co.
Chartered Accountants
Firm Registration Number : 112633W


O.P. Bhandari
Partner
Membership No. : 034409
Place : Ahmedabad
Date : 23th May, 2019



For Nila Projects LLP


Nominee: Deep .S Vadodaria
DPIN NO: 01284293


Vijay Parikh
DPIN No. 00092194


Nila Projects LLP

STATEMENT OF PROFIT AND LOSS FOR THE YEAR ENDED 31ST MARCH, 2019

Particulars	Note	Amount in (Rs)	
		For the year ended 31st March, 2019	For the year ended 31st March, 2018
INCOME			
Revenue from Operation		-	-
Other Income	8	257,015	11,816,247
Total Revenue		257,015	11,816,247
EXPENDITURE			
Employee Benefits Expense	9	490,000	480,000
Finance Costs	10	370,711	11,289,326
Other Expenses	11	25,700	26,451
Total Expenditure		886,411	11,795,777
Profit Before Tax		(629,396)	20,470
Tax Expenses			
Current Tax		-	56,561
Total Tax Expenses		-	56,561
Profit After Tax		(629,396)	36,091

The accompanying notes are an integral part of the financial statements.
As per our separate report of even date


For, O.P.Bhandari & Co.
Chartered Accountants
Firm Registration Number : 112633W


O.P.Bhandari
Partner
Membership No. : 034409
Place : Ahmedabad
Date : 23th May, 2019



For Nila Projects LLP


Nominee: Deep .S Vadodaria
DPIN NO: 01284293


Vijay Parikh
DPIN No. 00092194

NILA PROJECTS LLP

Notes to Financial Statements for the year ended 31st March, 2019

1. Partners Capital

Amount in (Rs)

Particulars	As at	As at
	31st March, 2019	31st March, 2018
Partners Capital		
-Nila Infrastructres Limited	248,085,991	221,505,349
-Vijay Parikh	82,527	73,685
Total	248,168,518	221,579,034

2. Profit & Loss

Particulars	As at	As at
	31st March, 2019	31st March, 2018
Balance as at the beginning of the year	(36,091)	-
Add: Profit transferred from statement of Profit & Loss	(629,396)	(36,091)
Less: Profit ditribution to Nila Infrastructures Limited	-	-
Less: Profit ditribution to Vijay Parikh	-	-
Net surplus in the statement of profit and loss	(665,487)	(36,091)
Total	(665,487)	(36,091)

3. Long-term Borrowings

Particulars	As at	As At
	31st March, 2019	31st March, 2018
Unsecured Borrowings	7,500,000	24,467,567
Total	7,500,000	24,467,567

4. Other Current Liabilities


Particulars	As At	As At
	31st March, 2019	31st March, 2018
Other payables	-	5,750
Other Liabilities		
Statutory obligations	51,690	42,119
Provision for Expenses	17,700	17,700
Provision for income tax	-	-
Total	69,390	65,569

5. Investments

Particulars	Non-current portion	
	As at	As at
	31st March, 2019	31st March, 2018
Investment in Associate Concern		
Capital Contribution in Nilsan Realty	55,165	55,000

6. Loans and Advances

Particulars	Non-current portion	
	As at	As at
	31st March, 2019	31st March, 2018
Unsecured, Considered Good		
Advances recoverable in cash or kind - unsecured	189,731,470	208,411,711
Statutory Dues with the Govt. Authorities		
Tds Receivable	1,129,379	1,125,064
Other Loans and Advances		
Other Advances	64,109,105	35,677,995
Total Loans and Advances	254,969,954	245,214,770



7. Cash and Bank Balances

Particulars	Current portion	
	As at 31st March, 2019	As at 31st March, 2018
Cash in Hand		
Cash in Hand	24,250	25,000
	24,250	25,000
Balance with Banks:		
In Current Accounts	23,052	781,309
Total of Cash and Cash Equivalents	23,052	781,309
Total Cash and Bank Balances	47,302	806,309



Nila Projects LLP

NOTES TO STATEMENT OF PROFIT AND LOSS FOR THE YEAR ENDED 31ST MARCH, 2019

8. Other Income

Particulars	Amount in (Rs)	
	For the Year ended	
	31st March, 2019	31st March, 2018
Interest Income-Unsecured Loan	256,850	11,816,247
Profit Share from Partnership Firm	165	
Total	257,015	11,816,247

9. Employee Benefit Expense

Particulars	Amount in (Rs)	
	For the Year ended	
	31st March, 2019	31st March, 2018
Remuneration to Partners	490,000	480,000
Total	490,000	480,000

10. Finance Cost

Particulars	Amount in (Rs)	
	For the Year ended	
	31st March, 2019	31st March, 2018
- Bank charges	2,165	1,432
- Interest Expense and WIP	368,426	11,125,319
- Interest on Late payment of Tax (Int u/s 234 B & U/s234C)	120	162,575
Total	370,711	11,289,326

11. Other Expenses

Particulars	Amount in (Rs)	
	For the Year ended	
	31st March, 2019	31st March, 2018
Legal & Professional Fee	25,700	26,451
Total	25,700	26,451


For, O.P.Bhandari & Co.
Chartered Accountants
Firm Registration Number : 112633W


O.P.Bhandari
Partner
Membership No. : 034409
Place : Ahmedabad
Date : 23th May, 2019



For Nila Projects LLP


Nominee: Deep .S Vadodaria
DPIN NO: 01284293


Vijay Parikh
DPIN No. 00092194